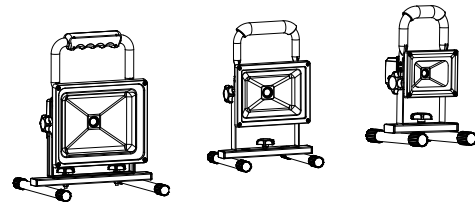


LWK0240WBL

LWK0220WBL



LWK0130WBL

LWK0120WBL

LWK0110WBL

LED Worklights Instruction Manual

Cat. LWK0110WBL, LWK0120WBL,
LWK0130WBL, LWK0220WBL,
LWK0240WBL

1 Specifications

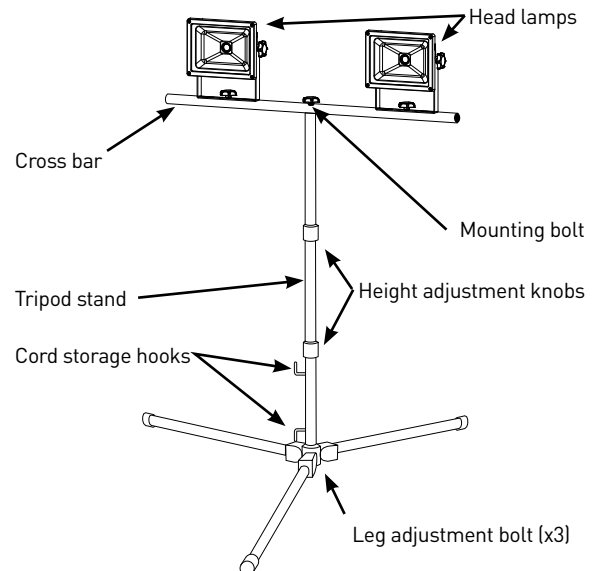
Cat No	LWK0110WBL	LWK0120WBL	LWK0130WBL	LWK0220WBL	LWK0240WBL
Supply Voltage	230-240V a.c 50Hz				
Input Power	11W	23W	32W	22W	46W
Power Output	10W	20W	30W	2 x 10W	2 x 20W
Lumens Output	730lm	1615lm	2250lm	2 x 730lm	2 x 1615lm
Colour Temperature	Cool White 4000K Nominal				
Protection Class	Class 1				
Lens/Glass	4mm thick tempered glass				
IP Rating	IP44				
Length of power cord	1.8m				
Weight (excl packaging)	1.1kg	1.7kg	2.5kg	4.1kg	5.5kg
Height adjustment	N/A			Tripod: min 0.65m, max 1.25m	

2 Assembly

For LWK0110WBL, LWK0120WBL and LWK0130WBL, mount the head lamp on the stand and fix in place with mounting bolt. Tighten to secure.

For LWK0220WBL and LWK0240WBL:

1. Release the 3 leg adjustment bolts, set the 3 legs and allow to lock in position as shown in diagram.
2. Mount the cross bar on to the tripod stand and fix in place with mounting bolt. Tighten to secure.
3. Mount the head lamps on the cross bar and fix in place with mounting bolt. Tighten to secure.
4. Set the height of the worklight to desired position and tighten the height adjustment knobs.
5. Tilt and swivel the head lamps to desired position. Tighten moulded knob. When adjusting the head lamps ensure no strain is placed on the supply cord.

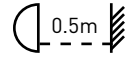


3 Maintenance and Storage

1. The worklight requires very little care and maintenance. Simply clean the lens/glass regularly with a non-abrasive cleaner.
2. Wrap power cord around storage hooks when not in use.

Warnings

1. When the worklight is used outdoors it should not be exposed directly to the elements.
2. Do not operate in close proximity to combustible materials or substances affected by heating or drying. Keep a minimum distance of 0.5m from adjacent objects.



3. This product contains no serviceable parts and no attempt should be made to repair this product. If the product is faulty it should be discarded.
4. This product has been designed to operate in ambient temperatures: -10°C to +40°C.
5. Recommended for use only on circuits with Earth Leakage Protection (with RCD).
6. This product is not suitable for use in hazardous environments and/or corrosive areas.
7. The material in this product may vary in colour from batch to batch. Colour matching from one batch to another cannot be guaranteed.
8. This product utilises intellectual property in the form of registered designs, trademarks, and/or patents. Such intellectual property remains the property of HPM Legrand in all cases.
9. HPM Legrand reserves the right to modify the specification of this product at any time.

Warranty

HPM Legrand warrants this product for a period of 3 years from the date of purchase.

These goods come with guarantees that cannot be excluded under the Australian and New Zealand Consumer Laws. You are entitled to a replacement or a refund for a major failure and for compensation for any other reasonably foreseeable loss or damage. You are also entitled to have the goods repaired if the goods fail to be of acceptable quality and the failure does not amount to a major failure.

See the Warranty card enclosed with this product for further details.

Customer Service

For all Customer Service and Technical Support please call Monday to Friday during business hours.

HPM Legrand Australia
1300 369 777
www.hpm.com.au

HPM Legrand New Zealand
0800 476 009
www.hpm.co.nz

ABN: 31 000 102 661

A Group brand |  legrand