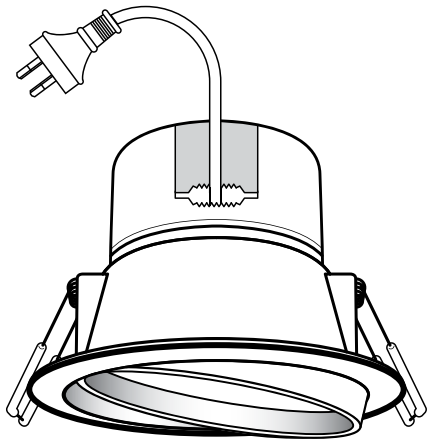




# LED Downlights Instruction Manual

Cat. DLI903KTILTWE, DLI904KTILTWE



DLI90 Series



Class II construction



Dimmable



IC Insulation Rating




## 1 Specifications

Cat No	DLI903KTILTWE	DLI904KTILTWE
Supply Voltage	230-240V a.c 50Hz	
Input Power	7W	
Power Output	6W	
Lumens Output	720lm	760lm
Colour Temperature (Nominal)	3000K	4000K
Colour Rendering Index (CRI)	80+	
Beam Angle	85°	
IP Rating	IP42	
Ceiling Cutout Size	Ø90mm	
Ceiling Depth	80mm	
Fascia Diameter	110mm	
Length of Power Cord	1m	

## 2 Installation

1. Cut out a hole in the ceiling. Refer to "Ceiling Cutout Size" in the Specifications section for the cutout size.
2. Connect mains cable.
3. Fold back spring clips and insert into cutout.

## 3 LED Downlight lamp life

Cat No		
DLI903KTILTWE	35,000h	Rated Average Lamp LED Life @ 25°C when installed with the default insulation clearances specified by AS/NZS 3000-2007 
DLI904KTILTWE		
DLI903KTILTWE	20,000h	Rated Average Lamp LED Life @ 25°C when installed with the thermal insulation abutting and covering the fixture in accordance with the IC rating specified in AS/NZS 60598.2.2  
DLI904KTILTWE		

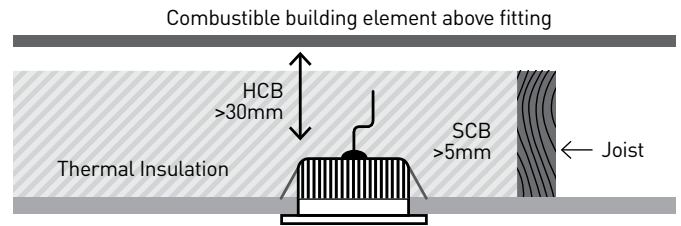
Note: This form of installation complies with the Wiring Rules AS/NZS 3000:2007 requirement for recessed downlights, clause 4.5.2.3.1 (i).

## 4 Insulation Rating

This series of downlights has achieved an IC insulation rating in accordance with AS/NZS 60598.2.2.

A type IC luminaire can be installed with building insulation material that can safely be exposed continuously to temperatures up to 90°C. Such insulation can cover and abut the side of the luminaire.

Refer to the diagram shown on the right for clarification.



Note: Not suitable for use with loose-fill insulation.

If installed in accordance with the IC rating, insulation shall have a minimum temperature rating of 90°C.

**RISK OF FIRE** - Required clearance from structural members and building elements SCB = 5mm HCB = 30mm

**SCB - Side Clearance to Building element:** Minimum distance between the side of the recessed luminaire and any building element.

**HCB - Height Clearance to Building element:** Minimum distance between the top of the recessed luminaire and any building element above it.

## 5 Dimming

This series of downlights are dimmable with trailing edge dimmers only. We recommend the following dimmers only.

Cat No	DLI903KTILTWE, DLI904KTILTWE	
	DOWNLIGHTS QTY PER DIMMER	DIMMING RANGE
Legrand EM400A3P, AR400A3P	12 max	1% - 100%
Legrand EM400A2P	12 max	9% - 97%
Legrand EM400T, AR400T	12 max	7% - 100%
HPM 400T	12 max	7% - 100%
Legrand EM250T	8 max	7% - 100%
HPM 250T	8 max	7% - 100%
HPM 700T	21 max	13% - 100%
HPM1000T	30 max	16% - 100%

## 6 Disclaimers

1. This product must be installed and used as per these instructions.
2. An IP rating of IP44 is generally considered suitable for external walls with supplementary protection such as overhanging eaves.
3. The IP rating of this product is only valid when installed on a flat and non-porous surface. Additional sealing may be required for irregular surfaces.
4. This product contains no serviceable parts and no attempt should be made to repair this product. If the product is faulty it should be discarded.
5. This product is not suitable for installation in hazardous and/or corrosive areas.
6. Electrical installations periodically receive transient over voltages. This product has been designed to minimise the effect of such voltages on connected equipment. It may not give full protection for extreme over-voltage transients such as those resulting from a close lighting strike.
7. This product utilises intellectual property in the form of registered designs, trademarks, and/or patents. Such intellectual property remains the property of HPM Legrand in all cases.
8. This product has been designed to operate in ambient temperatures: -10°C to 45°C.
9. The material in this product may vary in colour from batch to batch.  
Colour matching from one batch to another cannot be guaranteed.
10. HPM Legrand reserves the right to modify the specification of this product at any time.

### Warranty

HPM Legrand warrants this product for a period of 3 years from the date of purchase.

These goods come with guarantees that cannot be excluded under the Australian and New Zealand Consumer Laws. You are entitled to a replacement or a refund for a major failure and for compensation for any other reasonably foreseeable loss or damage. You are also entitled to have the goods repaired if the goods fail to be of acceptable quality and the failure does not amount to a major failure.

See the Warranty card enclosed with this product for further details.

### Customer Service

For all Customer Service and Technical Support please call Monday to Friday during business hours.

Legrand Australia  
1300 369 777  
www.hpm.com.au

Legrand New Zealand  
0800 476 009  
www.hpm.co.nz

ABN: 31 000 102 661

A Group brand | legrand